



Multilayer Band Pass Filter (Balance Output Type)

For 2400-2500MHz

DEA202450BT-7077A1

2.0x1.25mm [EIA 0805]*

* Dimensions Code JIS[EIA]

Multilayer Band Pass Filter (Balance Output Type)

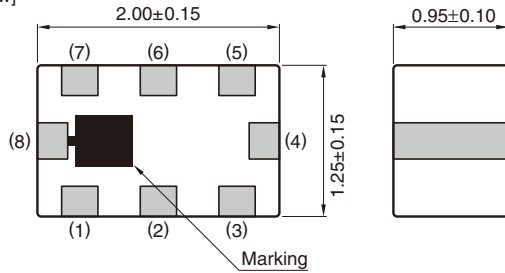
Conformity to RoHS Directive

For 2400-2500MHz

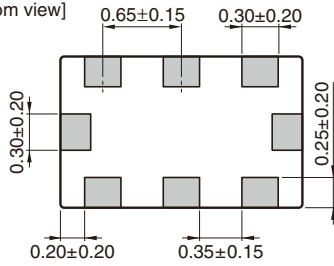
DEA202450BT-7077A1

SHAPES AND DIMENSIONS

[Top view]



[Bottom view]

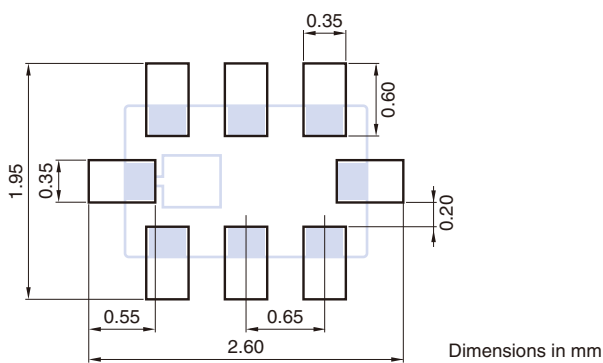


Terminal functions

1	Unbalanced port
2	DC feed + RF GND or GND
3	NC
4	GND
5	Balanced port
6	GND
7	Balanced port
8	GND

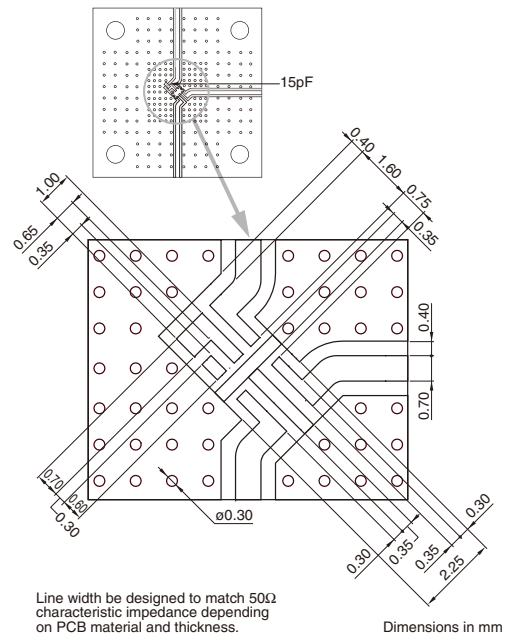
Dimensions in mm

RECOMMENDED LAND PATTERN



Dimensions in mm

EVALUATION BOARD



Dimensions in mm

○ RoHS Directive Compliant Product: See the following for more details related to RoHS Directive compliant products. <http://product.tdk.com/en/environment/rohs/>

- All specifications are subject to change without notice.
- Before using these products, be sure to request the delivery specifications.

DEA202450BT-7077A1

ELECTRICAL CHARACTERISTICS

Item	Frequency Range (MHz)	Min.	Typ.	Max.
Unbalanced Port Characteristic Impedance (Ω)			50 (Nominal)	
Balanced Port Characteristic Impedance (Ω)			34+j72 (Nominal)	
Insertion Loss (dB)	2400 to 2500	—	—	3.5
	2400 to 2500	—	—	3.8 (−40 to +85°C)
Attenuation (dB)	880 to 960	40	—	—
	1710 to 1880	38	—	—
	1880 to 1990	38	—	—
	2110 to 2170	17	—	—
	4800 to 5000	25	—	—
	7200 to 7500	27	—	—
Return Loss at Unbalanced Port (dB)	2400 to 2500	9	—	—
Return Loss at Balanced Port (dB)	2400 to 2500	9	—	—
Phase Balance (deg.)	2400 to 2500	170	—	190
Amplitude Balance (dB)	2400 to 2500	−1	—	1

• Ta: +25±5°C

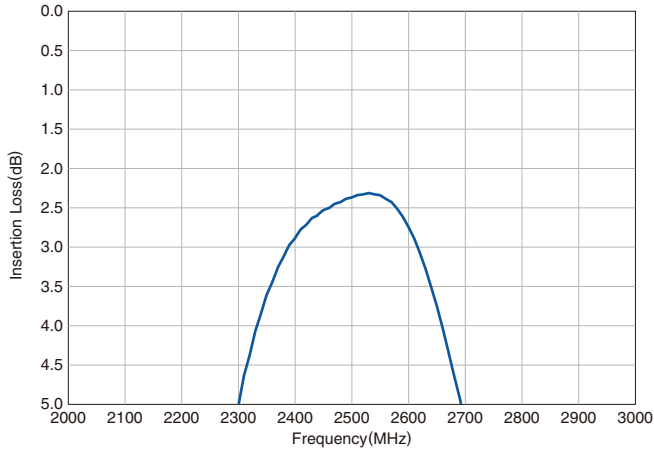
TEMPERATURE RANGE

Operating temperature (°C)	Storage temperature (°C)
−40 to +85	−40 to +85

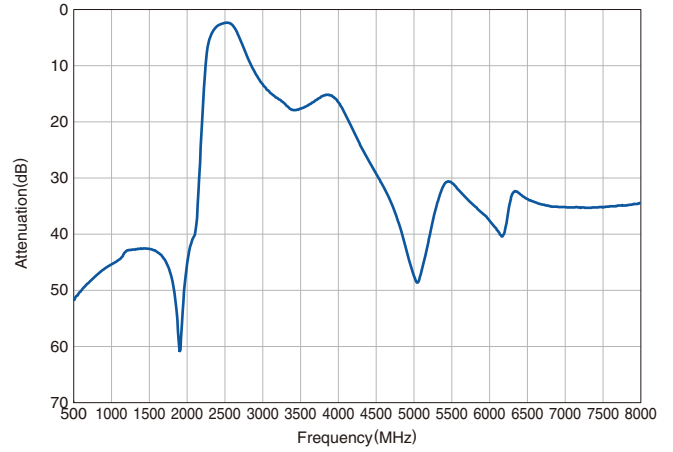
DEA202450BT-7077A1

FREQUENCY CHARACTERISTICS

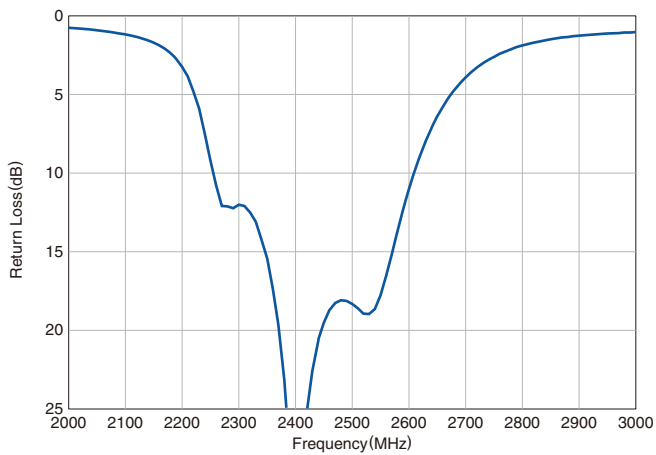
SDS21 INSERTION LOSS



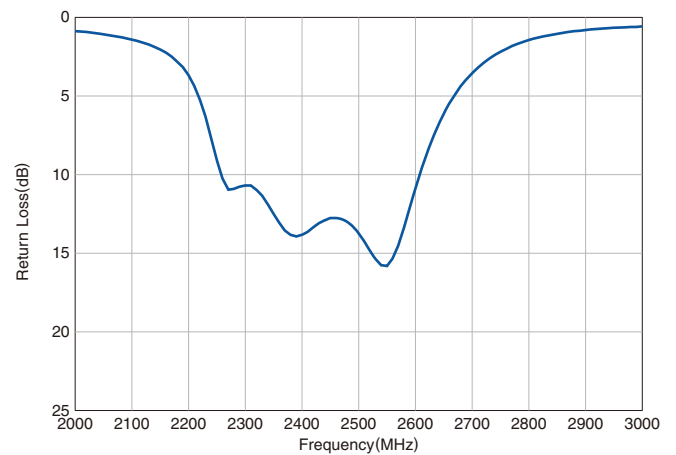
SDS21 ATTENUATION



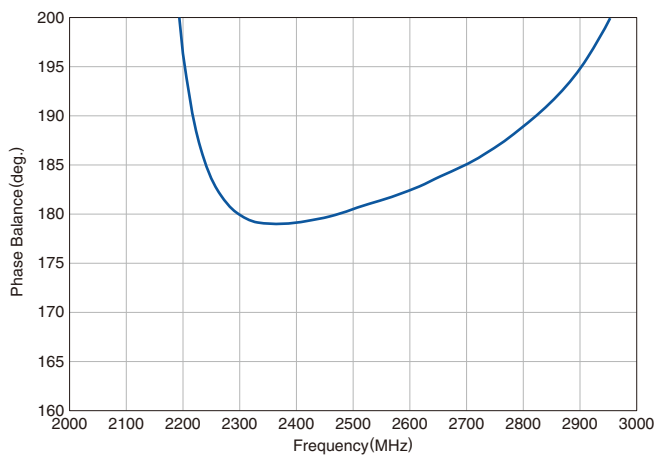
SSS11 RETURN LOSS at UNBALANCE PORT



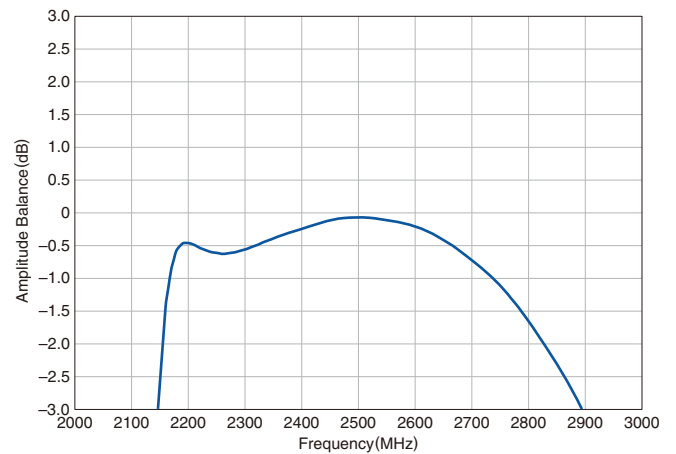
SDD22 RETURN LOSS at BALANCE PORT



PHASE BALANCE



AMPLITUDE BALANCE



- All specifications are subject to change without notice.
- Before using these products, be sure to request the delivery specifications.

RECOMMENDED REFLOW PROFILE



Preheating			Soldering			
Temp.	Time		Critical zone (T3 to T4)		Peak	
T1	T2	t1	T3	t2	T4	t3*
150°C	200°C	60 to 120sec	217°C	60 to 120sec	240 to 260°C	30sec max.

* t3 : Time within 5°C of actual peak temperature
The maximum number of reflow is 3.

REMINDERS FOR USING THESE PRODUCTS

Before using these products, be sure to request the delivery specifications.

SAFETY REMINDERS

Please pay sufficient attention to the warnings for safe designing when using these products.

REMINDERS

The products listed on this catalog are intended for use in general electronic equipment (AV equipment, telecommunications equipment, home appliances, amusement equipment, computer equipment, personal equipment, office equipment, measurement equipment, industrial robots) under a normal operation and use condition.

The products are not designed or warranted to meet the requirements of the applications listed below, whose performance and/or quality require a more stringent level of safety or reliability, or whose failure, malfunction or trouble could cause serious damage to society, person or property.

Please understand that we are not responsible for any damage or liability caused by use of the products in any of the applications below or for any other use exceeding the range or conditions set forth in this catalog.

- | | |
|---|--|
| (1) Aerospace/Aviation equipment | (8) Public information-processing equipment |
| (2) Transportation equipment (cars, electric trains, ships, etc.) | (9) Military equipment |
| (3) Medical equipment | (10) Electric heating apparatus, burning equipment |
| (4) Power-generation control equipment | (11) Disaster prevention/crime prevention equipment |
| (5) Atomic energy-related equipment | (12) Safety equipment |
| (6) Seabed equipment | (13) Other applications that are not considered general-purpose applications |
| (7) Transportation control equipment | |

When using this product in general-purpose applications, you are kindly requested to take into consideration securing protection circuit/equipment or providing backup circuits, etc., to ensure higher safety.